

TO BEGIN With Your LMA School Managed iPad

SETTINGS AND CONNECT TO Wi-Fi

(BE SURE TO CONNECT TO WIFI AT YOUR HOUSE !)



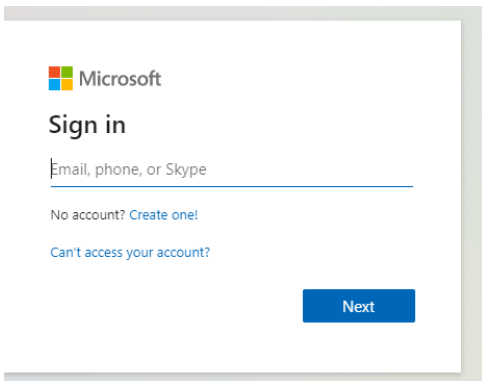
LAURENCE MANNING
ACADEMY



once your are connected to WiFi -- OPEN THE MOSYLE MANAGER



Enter Your Students Microsoft School eMail Username and Password



It may take a few moments after entering your credentials for your LMA eMail to connect and sync your apps.

Please be patient. We recommend placing your iPad near your Wi-Fi Access at home and on the Charger to speed up the process. NOW LOGIN to Microsoft Teams and Microsoft Office or Word

LOCAL SUPPORT: ***TECHSUPPORT@LMAEDU.ORG***

www.bit.ly/lmaipad

Dedicated Apple Phone Technical-Support is available at 1-800-800-2775, option 3. (i.e. connecting WiFi, printing, iPad problems, general use)

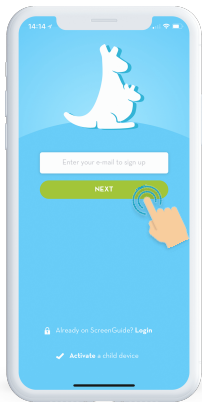
CHARGE YOUR IPAD NIGHTLY-BRING YOUR IPAD DAILY

FAILURE TO DO SO MAY RESULT IN DEDUCTION OF GRADE POINTS.

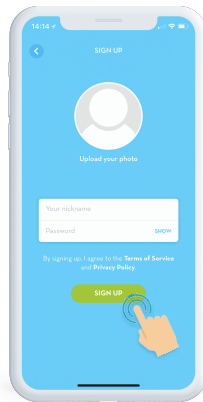
ScreenGuide Parental Control app allows you to set parental controls and configure rules for the safe, fun, and educational use of tablets and smartphones - while minimizing potential risks such as cyberbullying, inappropriate content consumption, and overexposure to screens. To set up and start managing your child's school device, just follow the steps below:

1 Start by downloading the ScreenGuide app on your personal device - you can look for the app on the App Store (for iOS devices) or Play Store (for Android devices), or by visiting <http://screen.guide/download>.

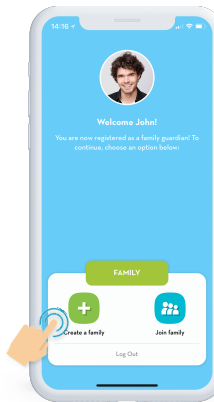
2 Enter your email to create your account.



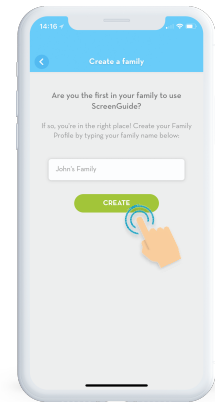
3 Fill out your account info and click "SIGN UP".



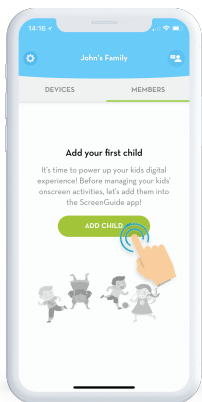
4 Click "CREATE A FAMILY" to continue.



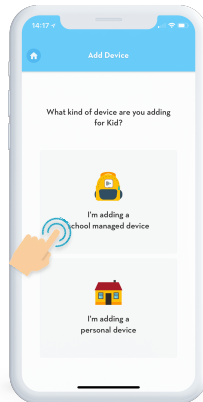
5 Type your family name and click "CREATE".




6 Next, add your child to your account.



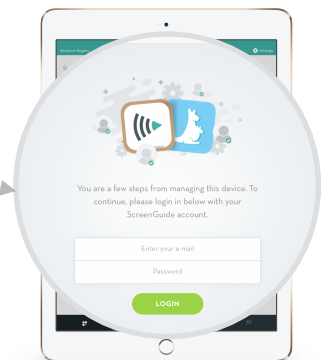
7 Select "I'm adding a school managed device".



8 Using the browser on your child's device, access the <http://screen.guide/connect>



9 You will be redirected to the Mosyle Manager app - enter your ScreenGuide login credentials:



Once you login with your **ScreenGuide** account info, within the **Mosyle Manager** app, you'll be prompted to enter a passcode in order to connect your child's school-managed device to your **ScreenGuide** account. Enter the passcode shown here:

18242